

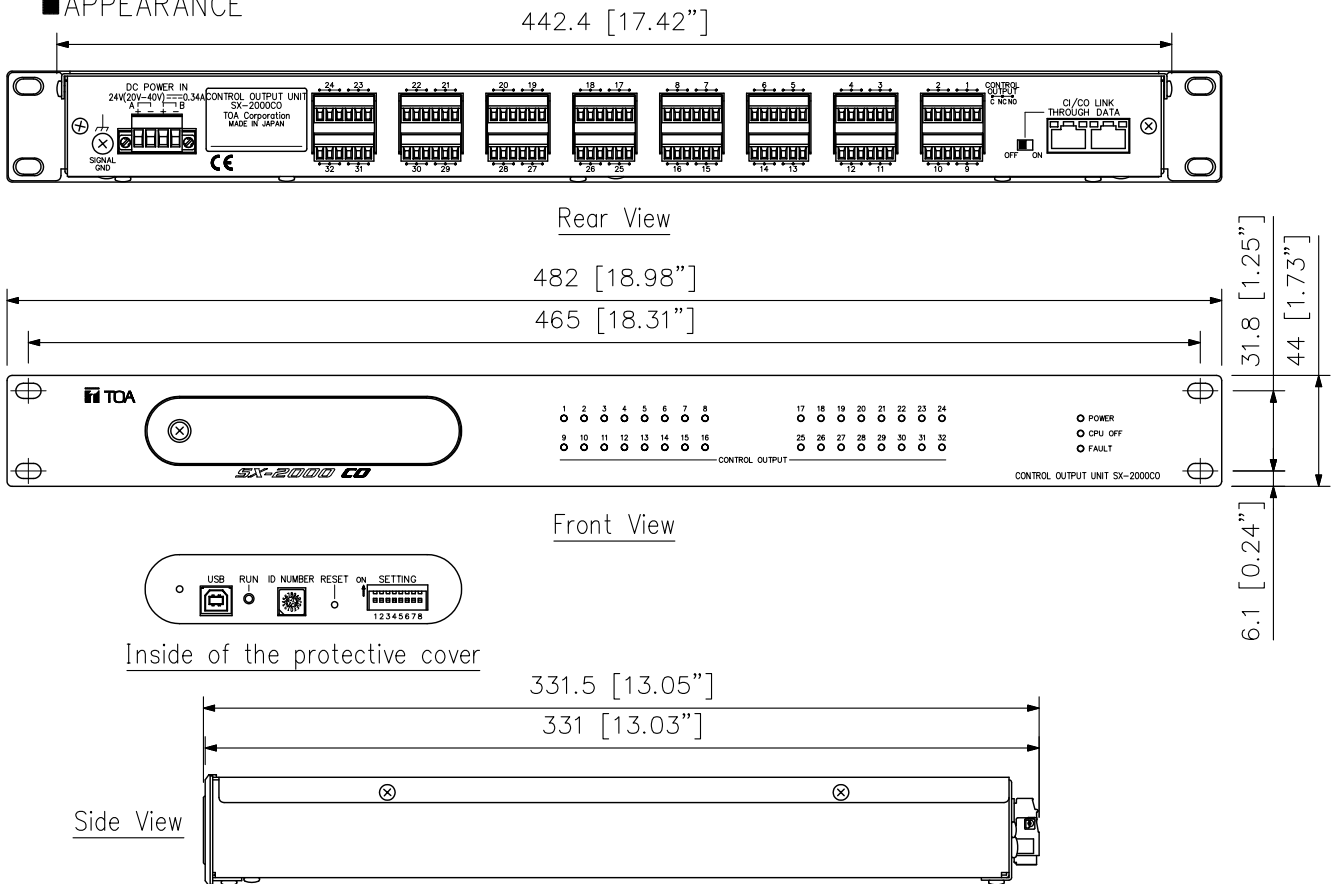
DESCRIPTION

The SX-2000CO is a control output of the matrix system and can be mounted in an EIA equipment rack (1 U size). Multiple units can be decentralized in a whole system. It is equipped with 32 control output channels. The indicators on the front panel monitor the control output line status. Control output status when the CPU turns off can be set. The SX-2000CO has two power inputs and can support a dual-redundant power supply system.

SPECIFICATIONS

Power Source	Usable power supply unit: VX-200PS 24 V DC (operational range: 20 V – 40 V DC) Two power inputs construction enables dual-redundant power supply.
Current Consumption	0.34 A or less (maximum value in the power operating range) 0.29 A or less (when operated on 24 V DC)
Indication	Control output indicator (32), Power indicator, CPU OFF indicator, FAULT indicator
Control Output	32 outputs, no-voltage make contact output, relay contact output (withstand voltage: 40 V DC, control current: 2 mA to 300 mA), removable terminal block (6 pins)
CI/CO Link	
Input/Output Connector	Input: 1 input, Output: 1 output RJ45 Connector
Connection Cable	Shielded Category 5 twisted pair cable (CAT5-STP) (1 pair of data wire + 1 pair of control wire)
Maximum Cable Distance	800 m (874.89 yd)
Operating Temperature	0°C to +40°C (32°F to 104°F)
Operating Humidity	35% to 80% RH (no condensation)
Finish	Panel: Aluminum, black, alumite Case: Surface-treated steel plate
Dimensions	482 (W) X 44 (H) X 331.5 (D) mm (18.98" X 1.73" X 13.05")
Weight	3.6 kg (7.94 lb)
Accessory	Removable terminal plug (6 pins) ---16, Removable terminal plug (4 pins) ---1, Rack mounting screw ---4

APPEARANCE



UNIT:mm SCALE:1/3

DESCRIPTION

The SX-2000CO is a control output of the matrix system and can be mounted in an EIA equipment rack (1 U size). Multiple units can be decentralized in a whole system. It is equipped with 32 control output channels. The indicators on the front panel monitor the control output line status. Control output status when the CPU turns off can be set. The SX-2000CO has two power inputs and can support a dual-redundant power supply system. By using a stand-alone mode, system can be configured with only the SX-2000CO, SX-2000CI Control input unit and the power supply unit, permitting the contact data of multiple channels to be transmitted to the remote locations with simple wiring.

SPECIFICATIONS

When operating in matrix mode

Power Source	Usable power supply unit: AD-011, AD-031B 24 V DC (operational range: 20 V - 40 V DC) Two power inputs construction enables dual-redundant power supply.
Current Consumption	0.34 A or less (maximum value in the power operating range) 0.29 A or less (when operated on 24 V DC)
Indication	Control input indicator (32), Power indicator, CPU OFF indicator, FAULT indicator
Control Output	32 outputs, no-voltage make contact output, relay contact output (withstand voltage: 40 V DC, control current: 2 mA to 300 mA), removable terminal block (6 pins)
CI/CO Link	
Input/Output Connector	Input: 1 input, Output: 1 output RJ45 Connector
Connection Cable	Shielded Category 5 twisted pair cable (CAT5-STP) (1 pair of data wire + 1 pair of control wire)
Maximum Cable Distance	800 m (874.89 yd)
Operating Temperature	0 °C to +40 °C (32 °F to 104 °F)
Operating Humidity	35 % to 80 %RH (no condensation)
Finish	Panel: Aluminum, black, alumite Case: Surface-treated steel plate
Dimensions	482 (W) × 44 (H) × 331.5 (D) mm (18.98" × 1.73" × 13.05")
Weight	3.6 kg (7.94 lb)
Accessory	Removable terminal plug (16 pins) ---4, Removable terminal plug (4 pins) ---1, Removable terminal plug (2 pins) ---1, Rack mounting screw ---4

When operating in stand-alone mode

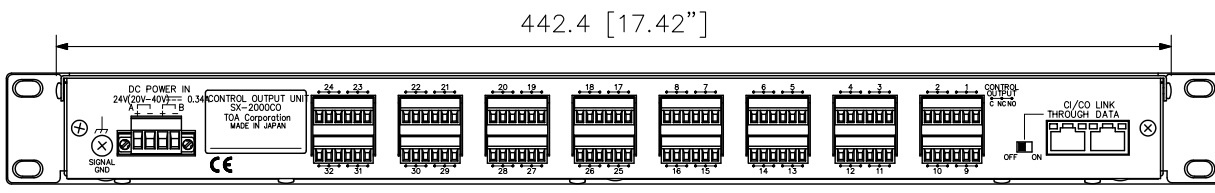
Power Source	Usable power supply unit: AD-011, AD-031B 24 V DC (operational range: 20 V - 40 V DC) Two power inputs construction enables dual-redundant power supply.
Current Consumption	0.34 A or less (maximum value in the power operating range) 0.29 A or less (when operated on 24 V DC)
Indication	Control input indicator (32), Power indicator, CPU OFF indicator, FAULT indicator
Control Output	32 outputs, no-voltage make contact output, relay contact output (withstand voltage: 40 V DC, control current: 2 mA to 300 mA), removable terminal block (6 pins)
Connection Cable	Main cable: Shielded CPEV cable* or STP Category 5 straight cable * When connecting the power supply to each unit: 1 pair for data line When connecting the power supply only to the SX-2000CI: 1 pair data line and 2 pairs power line for a redundant power supply system, or 1 pair data line and 1 pairs power line for a non-redundant power supply system Brach cable: STP Category 5 straight cable (with RJ45 connectors)
Maximum Cable Distance	800 m (874.89 yd)
Maximum Delay Time	300 ms
Operating Temperature	0 °C to +40 °C (32 °F to 104 °F)
Operating Humidity	35 % to 80 %RH (no condensation)
Finish	Panel: Aluminum, black, alumite Case: Surface-treated steel plate
Dimensions	482 (W) × 44 (H) × 331.5 (D) mm (18.98" × 1.73" × 13.05")
Weight	3.6 kg (7.94 lb)
Accessory	Removable terminal plug (16 pins) ---4, Removable terminal plug (4 pins) ---1, Removable terminal plug (2 pins) ---1, Rack mounting screw ---4
Option	DC power supply panel: AD-011, AD-031B Terminal unit: RM-200RJ

■ SPECIFICATIONS

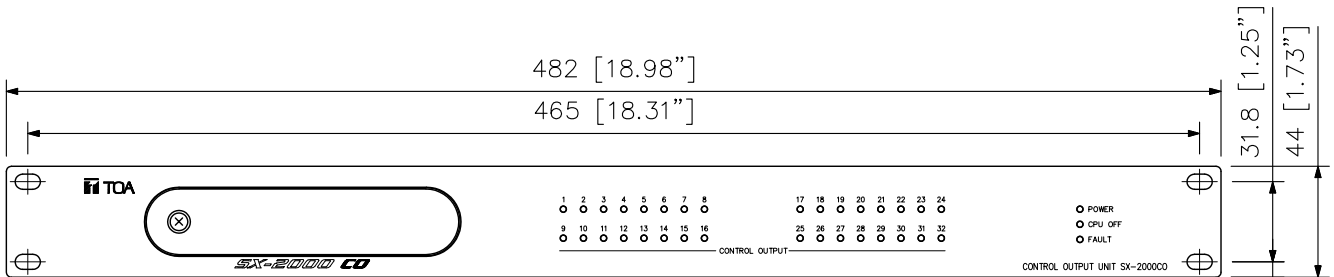
Conductor diameter of the main cable vs. maximum cable length (when the RM-200RJ is used)

Conductor diameter	Maximum Cable Distance
φ0.65 mm (φ0.026")	160 m (175.04 yd)
φ0.9 mm (φ0.035")	320 m (350.08 yd)
φ1.2 mm (φ0.047")	570 m (623.58 yd)
φ0.9 mm (φ0.035") AWG 16 × 3 pairs CPEV (2 pairs for DC and 1 pair for data)	640 m (700.16 yd)
φ1.2 mm (φ0.047") AWG 16 × 3 pairs CPEV (2 pairs for DC and 1 pair for data)	800 m (875.20 yd)

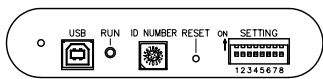
■ APPEARANCE



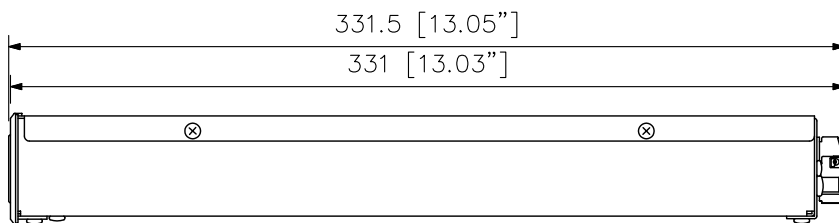
Rear View



Front View



Inside of the protective cover



Side View

UNIT:mm SCALE:1/3